



ISABELLA CARAVANNING

WWW.ISABELLA.NET



  
*Isabella*









## CONTENT

### AWNINGS

- 4 Nordic
- 6 Forum Etna
- 7 Penta Etna
- 8 Commodore Dawn / North
- 10 Ambassador
- 11 Capri North
- 12 Ventura D250 / D300
- 13 Universal Dawn 360 / 420
- 14 Magnum Etna 340 / 400
- 15 Minor Dawn
- 15 Winter
- 16 VILLA 300/370
- 20 Ventura AIR Dove 350 / 400
- 22 Cirrus North 300 / 400
- 23 Buddy roll out canopy awning

### SUN CANOPIES

- 26 Sun Shine Plus
- 27 Atlas
- 28 Sun canopy for Penta
- 29 Eclipse & Mini Eclipse
- 30 Shade
- 31 Shadow
- 31 Loggia
- 32 Isabella AIR Arc
- 32 Cosy Corner / Cosy Corner Levo

### ACCESSORIES

- 33 Annex
- 36 Windscreen
- 37 Flooring
- 38 Camping chairs
- 42 Camping tables
- 44 Storage
- 45 Accessories for furniture
- 46 Lighting
- 48 Kitchen





## NORDIC

Nordic is a stylish luxury awning created for use throughout the camping season. Scandinavian design and unique materials give you a durable, robust awning.

The choice of materials in Nordic ensures exceptional strength. This awning is equipped with our heavy-duty MegaFrame, which together with the solid PVC roof provides a great all season awning. The fronts and sides are made of easy-to-clean Isacryl, which keeps its colour, and features unique breathability for the perfect climate inside the awning.

Nordic is packed with details that make a noticeable difference to your camping holiday.

- Flaps for all windows that protect your belongings from the sun's rays and make sure outsiders can't see your belongings when you leave the awning.
- Extra wide entrance doors so you can easily enter with a pram or wheelchair for example.





- Additional ventilation to create a comfortable indoor climate inside the awning. In addition to our standard top ventilation in the front and mesh windows in the sides, you also get two extra vertical ventilation strips that can be zipped down as needed.

- Double PVC mudflap for extra protection against wind and weather.

- Our Isabella solar lamp and lamp holder (both optional extras) can be mounted in the front of the awning behind a zip.

900-940 · G16



950-1075 · G18-20



1100-1175 · G21-22



1200-1225 · G23



A900-1225



300

A900-1225



240







## FORUM ETNA

The adjustable fronts of the Forum give you plenty of options for adapting your indoor and outdoor space however you want them. The front can either be pulled back one metre to make space for a covered terrace area, or you can just pull one half back and create a porch in front of the entrance door<sup>1</sup>. The front sections can also be switched so that you can place the door on whichever side you prefer. An additional front section is available

as an optional extra, allowing you to create a little "hallway" and so achieve even greater flexibility.

The Forum Etna is designed solely with our strong Megaframe to give you all the stability you need for your permanent pitcher. This classic permanent pitcher awning is 3.5 metres deep and fits just about all caravan sizes. Forum Etna is designed in warm, dark shades particularly well suited to seasonal camping.







# PENTA ETNA

Penta Etna has everything you require from a permanent pitch awning – a depth of 3.5 m without the nuisance of a centre pole, and designed so that every inch of space is used. The material used is Isacryl, which allows the awning to breathe. Mosquito net windows in both sides, and the numerous opening options, make for an optimal indoor climate.

A sand-coloured roof imbues the awning with a soft warm light

and the combination of the light strip in the roof and the large windows of clear film make the Penta Etna awning a bright and friendly place to spend time. The sturdy pole construction and the pentagonal shape mean stability for a long season at the campsite. Choose between the strong Zinox steel frame or the extra-strong Zinox MegaFrame for added stability. The combination of MegaFrame with extra winter securing means you can use your Penta Etna all year round.

900-940 G16



950-989 G18



1000-1025 G19



1050-1125 G20-21



1150-1285 G22-24



A900-1285



350







## COMMODORE

Commodore is a fusion of classic Isabella design and contemporary materials. Its depth of 3 metres with the choice of three types of frames are a major advantage, especially for those who alternate between permanent pitching and touring who also enjoy having plenty of space in the awning. Large panoramic windows make Commodore a pleasant place to be, with a unique inflow of light. For a pleasant indoor climate, the Commodore

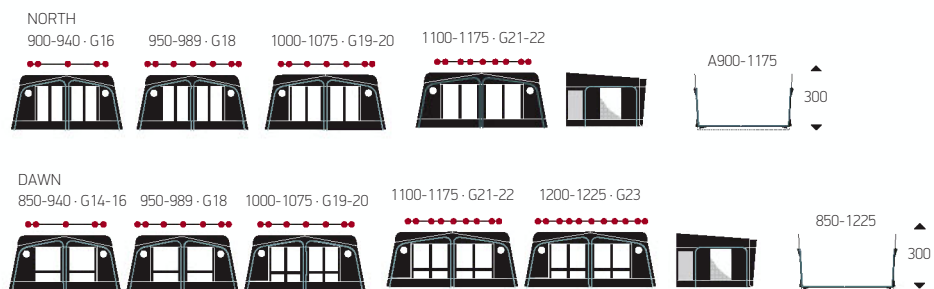
model has mosquito nets with a foil cover in both sides, as well as an integrated top ventilation panel in the middle of the front. On hot days and balmy evenings, the nets keep out annoying insects, at the same time allowing the air in the awning to circulate.

Commodore is available in both a Dawn and North model.



COMMODORE NORTH









## AMBASSADOR

With more than 40 years on the market, our customers rightly expect a lot of the 'Ambassador', the ultimate touring awning which is straightforward to put up. Relatively light in weight, with a depth of 2.5m it offers all the opening options you could possibly wish for. Ambassador Dawn has a mosquito net panel in both sides and is made of Isacryl for a pleasant indoor climate. The roof is coated on the

outside and has a patterned inside, which minimises the formation of condensation.

For a good, natural inflow of daylight, and to ensure that the awning is a light and accommodating place to spend time, Ambassador Dawn has large, panelled panorama windows in the front. Available with all frame options.



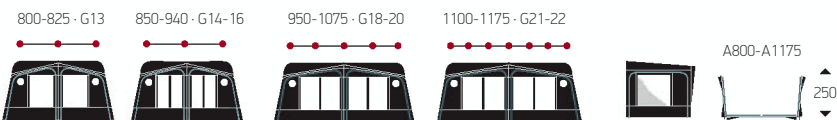




# CAPRI NORTH

Capri North is the ideal choice for touring caravanners. The tinted windows make the awning a pleasant place to be, as the large mosquito net windows provide extra ventilation without the annoyance of insects on hot summer days and nights. All

front and side panels can be folded down to form a veranda or removed completely. Capri North is available with the Zinox tubular steel frame or the ultra-light CarbonX fibreglass frame.







## VENTURA PACIFIC D250 / D300

The modern Pacific D250/D300 is available in shades of cleancut grey. The model boasts simple construction, making it particularly easy for touring. The material is a lightweight IsaLight fabric, which is also easy to keep clean thanks to its external coating. It has a mosquito net window with foil cover in one side for extra ventilation.

So if you are looking to save time when camping, Pacific D250/D300 is the ideal choice. Choice of steel frame or the lightweight fibreglass frame for touring.

D250  
800-975 · G14-18

1000-1075 · G19-20



D300  
800-975 · G14-18

1000-1075 · G19-20







## UNIVERSAL DAWN 360 / 420

Thanks to their great strength and stability, the Universal 360 and 420 Dawn porches can be put up in all weather conditions – all year round.

Two support poles press the sewn-in foam pads securely against the side of the caravan, while click profiles hold the sides directly

on the support pole for a perfect seal. Universal 360 and 420 Dawn have doors in both sides and large windows across the front, giving a good view. The strong Zinox steel frame ensures good stability.



UNIVERSAL 420



UNIVERSAL 360







## MAGNUM ETNA 340 / 400

Magnum 340 and 400 Etna are touring-friendly porches, which are quick to put up when you're on the go. With Magnum 340 or 400 Etna, you get a spacious touring awning with a depth of 2.5 metres and a width of either 3.4 or 4 metres.

The front and side panels can be folded down/removed and,

together with two mosquito net sides, offer a wealth of ventilation options.

**Depth:** 250 cm

MAGNUM 400 ETNA



MAGNUM 340 ETNA







## MINOR DAWN

When it has to be easy, smart and comfortable, Minor Dawn is the answer. Minor Dawn comes with a lightweight CarbonX fibreglass frame – which is fast and easy to assemble.

The window in the removable front panel provides a natural inflow of light and a good view. There are doors and a mosquito net in both sides, which can be closed by zipping the foil cover over it.

The material is breathable Isacryl which helps create a pleasant indoor climate. As with all of Isabella's porches, you get the best seal to the caravan.

**Depth:** 200 cm



## WINTER

Thanks to the heavy-duty materials, a special roof angle to prevent the build-up of snow, an extra wide external mud flap, a strong steel frame, flexible pegging and window foil designed to withstand extreme temperatures,

Isabella's Winter awning will stay the course – even in a heavy snow storm. The model is made of easy-to-clean polyester/PVC

material and has doors in both sides as well as zipped ventilation.

**Depth:** 180 cm







VILLA 300



## VILLA 300 / 370

### Freestanding awning for all-year camping



VILLA is for anyone who doesn't want to put up an awning and take it down again every season. Even if you have VILLA on a permanent pitch, you can easily disconnect the caravan and take it on holiday, as VILLA is a freestanding awning that can be pitched without a caravan (requires the purchase of a rear panel).

VILLA features classic Scandinavian design, where aesthetics and practicality meet. So you get an all-year awning made from the best and most durable materials on the market, giving you the stability and durability you need to enjoy camping all year round in all weathers.

#### Put together your dream VILLA

VILLA is available in two depths, five lengths and can be built up in modules. Depending on how much space you need, you can choose between the VILLA 300 with a depth of 3 metres or the VILLA 370 with a depth of 3.70 metres. You choose which front panels you want and how to combine them – a bit like designing a kitchen. You also have the option of creating an integrated veranda on the right or left side.

Try our VILLA builder at [www.isabella.net](http://www.isabella.net) and get help visualising your options.

**IMPORTANT!** We recommend preparing your VILLA 370 for winter to achieve the necessary stability of the roof structure during the winter months.











## Isacryl and MADE IN GREEN by OEKO-TEX®

At Isabella, we make sure that our products benefit the environment and you as a consumer. The Isacryl material in our awnings, sun canopies and windbreaks is certified with the MADE IN GREEN by OEKO-TEX® label. This means that you can rest assured that every thread and fibre in the textile has been tested for harmful substances, and that the product has been made under proper and safe conditions in a sustainable production.









## VENTURA AIR DOVE 350 / 400

Made in Europe and, using quality materials ensures you a low-maintenance awning with long durability and high comfort levels. The front and sides are removable, to create good air circulation on hot summer days.

The air tubes make it easy to put up and take down. Simply pump the air in at one point, and your awning will be ready for use in no time. To make sure Dove fits snugly onto your van or vehicle, a foam pad and suction cups are included to ensure a perfect fit and prevent rain and wind from getting in.

Dove is equipped with a unique height adjustment system that allows adjustment to different heights and therefore fits caravans with a rail height of between 245 and 270 cm.

Dual action Air pump included - which inflates and deflates.

Double bead 7.5 mm and 5 mm

Can be extended with an sun canopy<sup>1</sup> (Depth: 220 cm) and annex.

**Depth:** 260 cm

**Fits:** caravans with a rail height between 245 and 270 cm.

*Photo includes optional  
extra sun canopy*







## CIRRUS NORTH 300 / 400

Cirrus North is a combination of classic Isabella design, high-quality materials and a unique IsaAir system. The fronts and gables are made in our traditional solid-dyed Isacryl, which is a lightweight, robust and above all breathable material.

Thanks to the solid-dyed material, your air awning will retain its beautiful colours for many years to come. The Isacryl fabric allows your air awning to breathe, and the large mosquito nets at both sides make for the best possible indoor climate while minimising condensation.

Available in widths of both 3 and 4 metres and with air release valves on all three front leg beams so that you can now deflate more quickly when taking it down.

Left and right annexes are available as optional extras to extend the floor space. Extra accessories available are fitted flooring and inner roofs.

**Fits:** Caravans with awning rail heights between 242 cm and 255 cm.



Isabella  
**AIR**







## BUDDY ROLL OUT CANOPY AWNING

Buddy is a durable and stylish awning designed to be mounted on the caravan roll out awning to provide shelter and shade outside the caravan. You can place Buddy wherever you like on the roll out awning, giving you the unique flexibility to create an enclosed living space and a covered porch under this shady awning.

**Buddy has a depth of 2.5 m and the front comes in four different sizes: 270, 320, 370, 420 cm.**

**Optional extras:** You can purchase veranda poles and Cube Creme curtains for both the side and fronts.

Suitable for caravans with rail height of 240 cm to 275 cm.











All our awnings are designed in Denmark based on the Danish design tradition, which is world-renowned for being minimalist, elegant and functional. To ensure the high Isabella quality, our awnings are made in Europe\* at our own factories. This ensures that our products are carefully manufactured and go through rigorous inspection processes, which means we can ultimately guarantee you a durable, reliable awning that can withstand different weather conditions.

*\*With the exception of some components in our inflatable awnings.*



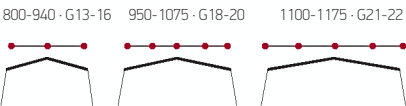


# SUN SHINE PLUS SUN CANOPY

The greatest possible stability and lowest possible weight are united in the Sun Shine Plus canopy. Sun Shine Plus comes complete with a right and left side. CarbonX frame with the IsaFix connection system make putting up and taking down a fast and efficient. If you already have an Isabella full awning in 2.5 or 3 m depth, that frame can also be used for the sun canopy. Ask your

dealer for more information. A front is available as an optional extra. This enables your Sun Shine Plus to be converted into a lightweight touring awning in next to no time.

**Depth (cm):** 250







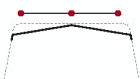
## ATLAS MEGAFRAME SUN CANOPY

The Mega Frame means that an Atlas Sun Canopy stands firm even in rain and strong winds. That's why it's the perfect sun canopy for the permanent pitcher. Atlas is attached to the canopy of your awning using 3 Mega F-links. It creates a shady terrace, doubling the area under the roof. For extra protection from the wind, right and left

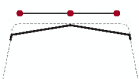
sides can be purchased as optional accessories. They zip quickly and easily onto the roof material. The sides come in colours matching Isabella Dawn, North and Etna awnings.

**Dimensions:** D 230 cm

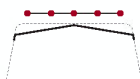
900-989 · G16-18



1000-1125 · G19-21



1150-1225 · G22-23







## SUN CANOPY FOR PENTA

The sun canopy features a unique construction in the form of a top rear panel, which ensures plenty of headroom, even if mounted on the Penta awning under the overhang. To provide plenty of light under the canopy, the rear panel has two windows.

The Penta sun canopy is equipped with a special PVC gutter, so you can connect the sun canopy and awning without having problems with rainwater. The specially designed downpipes ensure that the water is directed away from the gutter and off both sides of the sun canopy.

The design of the canopy perfectly matches the Penta awning, as the same roof material is used for both. For extra shelter, you can add a right and left side panel. The sides are available in our Etna colour scheme to match perfectly with Penta Etna, and to harmonise with older Penta tents in other colour schemes.

Available in a size that fits perfectly on Penta awnings in size G19, but can also be used on larger G sizes.

**Depth:** 200 cm.





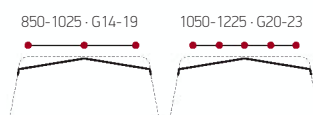


## ECLIPSE & MINI ECLIPSE

Not only is Eclipse suitable for use as a front sun canopy on Isabella's awning models, but it can also be used as a lightweight touring sun canopy directly on the caravan. Eclipse is fastened to the overhang of your awning, creating a lovely shady terrace and increasing the area under cover. For extra shelter, a side can be purchased as an optional extra. It fits both the left and right-hand side of the front sun canopy. Eclipse and the shelter side can also be used on Magnum.

Mini Eclipse gives you a smart little covered terrace in front of your awning to provide shade inside and keep the temperature comfortable. (cannot be mounted directly on the caravan)

**Depth:** 225 cm / Mini: 150 cm







## SHADE SUN CANOPY

Shade is all you need on your summer holidays or weekends away with high sun and warm temperatures. With three light-weight CarbonX poles and a lightweight canvas, you can set up Shade quickly and efficiently in an instant. The ultra-light weight of just 5.5 kg gives you more space for your luggage for example bikes, barbeques and camping furniture.

If you want more than just a sun canopy that provides shade, Shade is an ideal solution. It consists of a roof and an integrated front to provide extra shelter from the wind at the front.

Shade is mounted directly on a caravan with a rail height of 210-260 cm.

**Depth:** 200 cm







## SHADOW SUN CANOPY

Shadow is the multipurpose touring canopy, which can be put up in a jiffy no matter where you are.

In addition to being mounted on the caravan itself, Shadow can also be used as a side canopy on the awning. Combine with the sides (optional extras), to give extra shelter and protection against the sun under your Shadow.

The particularly strong and stable pins on the CarbonX poles and metal rings in the roof provide optimal tensioning and greatest possible stability.

It is also possible to mount Shadow on the side of your awning with extra beading and double channel.

**Depth:** 200 cm

**Comes in 5 different widths:** 240, 300, 360, 400, 500 cm



## LOGGIA SUN CANOPY

Create shade with the ultimate lightweight sun canopy. If you're travelling around from place to place in summer, the Loggia sun canopy is the perfect choice. It weighs just 8.5 kg (3 metres wide) or 10.2 kg (4 metres wide) and is attached directly to your caravan. You then erect it using 4 lightweight CarbonX poles (3 legs and 1 roof pole). The Loggia provides you with extra shade. It's no less than 2.70

metres deep, which makes it the deepest sun canopy in the Isabella range. The Loggia comes in two sizes: 3 metres and 4 metres wide.

**Depth:** 270 cm

**Widths:** 300, 400 cm







## ISABELLA AIR ARC SUN CANOPY

Simple air canopy for caravans. Is simple and straightforward more your thing? If so, the Isabella Air Arc is the perfect choice for you. It's easy to put up, so it won't be long before you're ready to enjoy your holiday at your campsite. The Isabella Air Arc is made up solely of air beams and roof fabric and you just have to inflate in one place using the Isabella Air pump supplied. This sun canopy is made from a well-known material called Isacryl, which is a lightweight, robust, dyed material, whose colours retain their beauty for many years to come. To get shelter by the caravan, you can buy a side for the Air Arc!

**Depth:** 260 cm

**Width:** 380 cm

**Fits:** Caravans with a maximum 255 cm awning rail height



## COSY CORNER

If you need shelter or simply good screening by the door, where you can sit and soak up the atmosphere at the campsite, Cosy Corner II is the perfect solution.

**Depth:** 150 cm

**Fits:** Commodore, Ambassador, Capri, Forum, Magnum

## LEVO COSY CORNER

The Levo Cosy Corner is a unique cosy corner designed to create shade and shelter for your caravan. You can put it up extremely quickly – in fact, it can stay up with a single pole while you're taking a coffee break when you're driving from place to place. One smart detail of the Levo Cosy Corner is that you can move it freely on the caravan rail and place it wherever it provides the most shade.

**Height:** 255 / 185 cm / **Depth:** 210 cm / **Width:** 255 / 230 cm







## ANNEX

Seeking extra space for sleeping or storage in your awning?

Isabella annex is available in colors and sizes to suit your awning and both with Zinox or CarbonX poles.



### NORTH 250

**Ground:** 240 x 145 cm

**Fits:** Commodore North, Capri North



### CAPRI/PACIFIC 250

**Ground:** 240 x 145 cm

**Fits:** Capri, Ventura D250/300



### ETNA 250

**Ground:** 240 x 145 cm

**Fits:** Forum Etna



### GREY 250

**Ground:** 240 x 145 cm

**Fits:** Prisma, Commodore, Ambassador, Magnum



### SAND 250

**Ground:** 240 x 145 cm

**Fits:** Prisma, Commodore, Ambassador, Magnum, Forum

### ETNA 220

**Ground:** 210 x 145 cm

**Fits:** Penta Etna

### GREY 220

**Ground:** 210 x 145 cm

**Fits:** Penta, Universal 420/360, Adria Action 361/391, Ventura Marlin, Ventura Freestander Cumulus

### SAND 220

**Ground:** 210 x 145 cm

**Fits:** Penta, Universal 420/360, Adria Action 361/391, Ventura Marlin, Ventura Freestander Cumulus









## Camping holidays: a sustainable way to holiday

Camping holidays are a sustainable way to holiday compared to flights, cruises, and all-inclusive holidays in big hotels. On camping holidays, we share resources and facilities such as kitchens, toilets and showers. It is an opportunity to live more simply and reduce our consumption.

Awnings and caravans also tend to have a long service life and a high recycling value. Our awnings are made from solid-coloured fabrics that ensure the colours of the tent remain intense and beautiful over time. With sturdy poles and a unique design, the awning is made to withstand different weather conditions. An Isabella awning can therefore be used year after year or sold to another camper who will get great use out of it.

By choosing a camping holiday, you get to enjoy nature, fresh air and explore the surroundings on foot or by bike.







## WINDSCREENS

Create shelter from the wind around your awning or with an Isabella windscreen.

### WINDSCREEN GATE

80 x 115 cm  
2,6 kg  
401030490

### MEGA GRANITE



4-sided  
460 x 120 cm  
12,22 kg  
401300490

6-sided  
690 x 120 cm  
17,22 kg  
401500490

### GRANITE



3-sided  
460 x 130 cm  
7,59 kg.  
401200443

3-sided  
460 x 130 cm  
8 kg.  
401100402

### FLEX GREY



3-sided  
460 x 140 cm  
7,82 kg.  
401100402

401102402

401104402

The basic model may be extended as required by adding more zipped panels to the middle.

Panel measurements: 154 x 140 cm

### GREY



### MINI

3-sided  
460 x 67 cm  
5,17 kg.  
401200522

4-sided  
460 x 110 cm  
6 kg.  
401300478

### NORTH




4-sided  
460 x 110 cm  
6 kg.  
401300489

4-sided  
460 x 110 cm  
5,2 kg.  
401300463

### VENTUS







## ISABELLA FLOORING CONCEPT

At Isabella, we know that it takes all sorts of campers to make a world, and that there are many different ways of enjoying life on the campsite. So we have created a concept that meets every need when it comes to flooring in the awning.

- 5 ISABELLA CARPET... for a beautiful finish that is easy to keep clean.
- 4 ISABELLA COMFORT CARPET... for an insulating, soft comfort.
- 3 ISABELLA GROUND SHEET... to prevent moisture from rising up
- 2 ISABELLA FLOOR... for a firm, even floor.
- 1 ISABELLA GROUND COVER... to protect the awning from mud.



## ISABELLA CARPET

### Stylish floor covering for your awning

Isabella Carpet is available in three different colourways that perfectly match your Isabella awning.

Our quality carpets are made in a smooth-woven combination of nylon threads, spun with PVC and finished in a heat press, so they can be fitted to any awning and even trimmed without fraying; they are lightweight and can be easily folded and cleaned.

**Depth:** 2,5 m, 3 m or 3,5 m .




## FLOOR HEATING

### Keep your feet warm all year round

Isabella Floor Heating is for anyone who wants to keep their feet warm inside their awning when the seasons change and the temperature drops. The heating system consists of a heating cable laid in aluminium panels that effectively distribute the heat, so you avoid cold feet.

The Floor Heating system is quick and easy to assemble and must be laid on a firm and stable base. To achieve a comfortable surface, we recommend an Isabella Carpet on top of the underfloor heating system.

You decide where you place the heating panels in the awning. They do not necessarily have to be laid throughout the awning. The area around the dining table may be enough, or divide the living space into a heated and unheated zone.





# Your camping deserves the absolute best

The awning is where life is lived, the family gathers and memories are made. Isabella is fully aware of the importance of the awning. For us, it's all about creating the perfect living space, where attention to detail is reflected in our pursuit of quality. Every detail of our awnings has been carefully thought through and designed to give you the feeling of freedom when you take an Isabella awning on holiday. We're proud to present perhaps the world's most thoughtfully-designed awnings!

## **Snap a carrot!**

A key feature of our awnings is the material we use for the canvas. Our Isacryl material has impressive abrasion resistance and weave density. You could compare Isacryl to a carrot. When you snap a carrot in half, the colour is the same all the way through, a feature shared by the fibres in Isacryl, i.e., solid colour. That's why your Isabella awning will stay beautiful and the colour intense year after year.

## **Material that breathes with you**

Isacryl is more than just a durable material. It's also breathable which is essential for creating a comfortable indoor climate inside your awning. Warmth, cold and rising damp affect the indoor climate in an awning. If the material is too dense, damp and body warmth cannot escape. That's likely to lead to condensation and a humid indoor climate. In other words, Isacryl breathes with you, making being inside the awning comfortable – regardless of time or place.

WWW.ISABELLA.NET



**ISABELLA INTERNATIONAL CAMPING LIMITED**

Drakes Farm · Drakes Drive · Long Crendo  
Buckinghamshire · HP18 9BA · Tel. +44 (01844) 20 20 99

