

2024

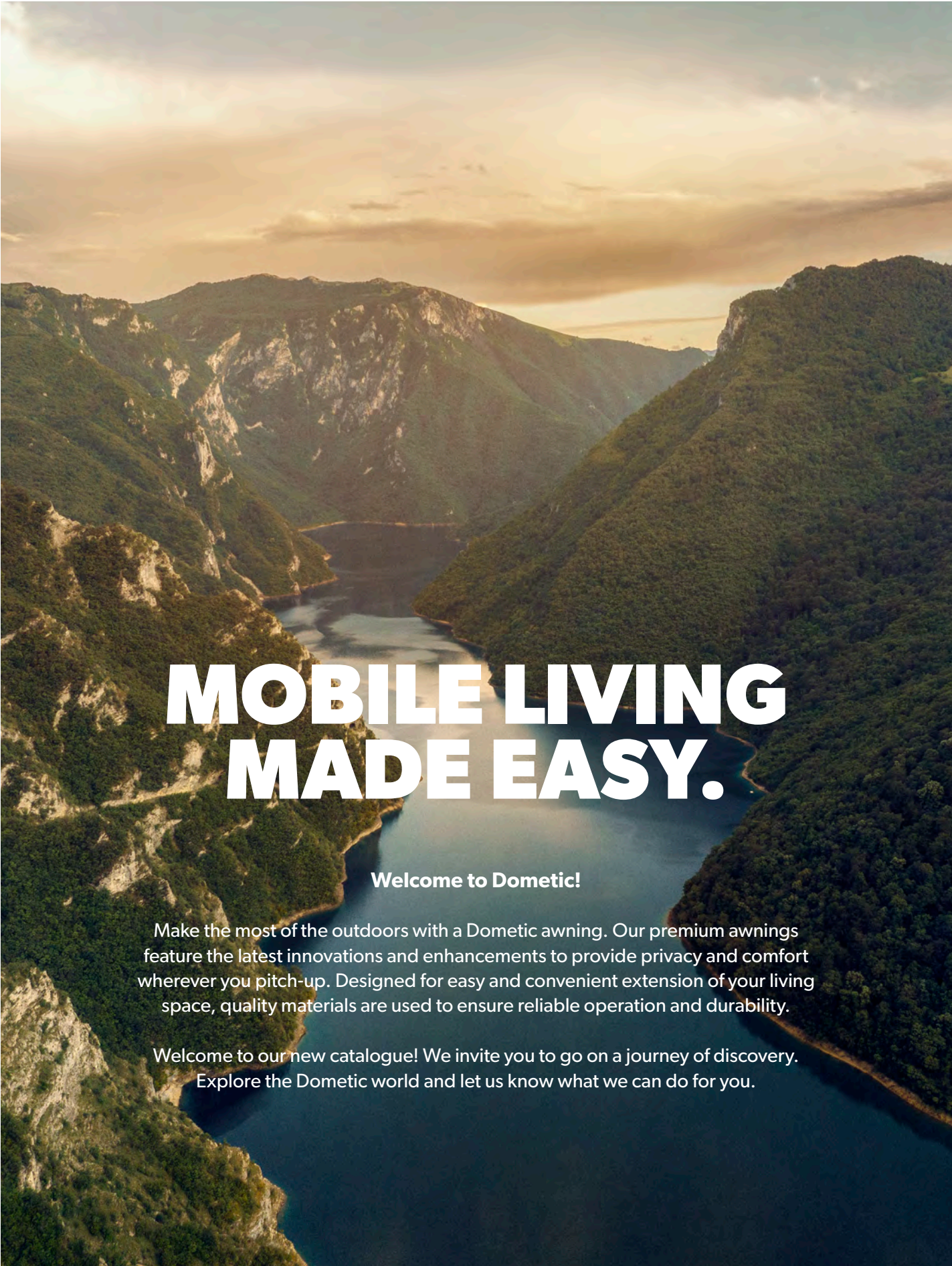
# DOMETIC AWNINGS

THE FULL RANGE



 **DOMETIC** **OUTDOOR**





# MOBILE LIVING MADE EASY.

Welcome to Dometic!

Make the most of the outdoors with a Dometic awning. Our premium awnings feature the latest innovations and enhancements to provide privacy and comfort wherever you pitch-up. Designed for easy and convenient extension of your living space, quality materials are used to ensure reliable operation and durability.

Welcome to our new catalogue! We invite you to go on a journey of discovery. Explore the Dometic world and let us know what we can do for you.



## DOMETIC AWNING TECHNOLOGY AND FEATURES

PAGE 4 - 7



Awaiting new lifestyle  
image from Bolzano (Italy)  
photoshoot

## NEW RESIDENCE AWNINGS

PAGE 8



## STATIC AWNINGS

PAGE 8 - 16



## DRIVE-AWAY AWNINGS

PAGE 17 - 19

### ABOUT DOMETIC AWNINGS

Introduction	4
AIR Frame Technology	4
Awning Types	5
Key Features and Materials	6 - 7



### STATIC AWNINGS

Residence AIR All-Season	8
Ace AIR All-Season / Pro	9
Club AIR All-Season / Pro	10
Grande AIR All-Season / Pro	11
Rally AIR Pro / All-Season	12
Leggera AIR / Leggera AIR Redux	13
Winter AIR PVC	14
Mobil AIR Pro 361/391	14
Portico AIR	14
Sunshine AIR	15
Pop AIR	15
Rally Pro / Rally (Poled Awnings)	16



### DRIVE-AWAY AWNINGS

Rally AIR Pro / All-Season DA	17
Club AIR DA	18
Club Deluxe AIR Pro DA	18
Rarotonga DA	19

### SHELTERS AND ACCESSORIES

HUB	20
HUB 2	20
AIR Break	21
Pro Windbreak	21
K9 80 AIR Dog Tent	19
Accessories	22

### TECHNICAL DATA

Technical Data	23
----------------	----

### DOMETIC ON THE WEB

Here's where you can find the complete Dometic range, with detailed information about all products. Plus, interesting facts about our company and download links for all our catalogues.

[dometic.com](https://dometic.com)





Dometic Inflatable  
Awning Guide



# DOMETIC INFLATABLE AWNINGS

Choose the best inflatable awning



## OUR HISTORY

For over 100 years, Dometic has been designing innovative, durable and sustainable products for use in vehicles over land and sea that allow consumers to enjoy the comforts of home in the outdoors, no matter how far from home.

Ready more online, visit: [dometic.com](https://dometic.com)

When travelling in your RV, you have the freedom to stop at the most beautiful places. Simply turn off your ignition, get the tables and chairs out and enjoy the marvellous views.

A Dometic awning gives you added pleasure by transforming the area in front of your vehicle into your own mobile patio, where you will spend many relaxing hours. You can also quickly create an extra living or sleeping space with a patio room accessory, which comes complete with mesh screens to protect from bugs and roll down panels for privacy.



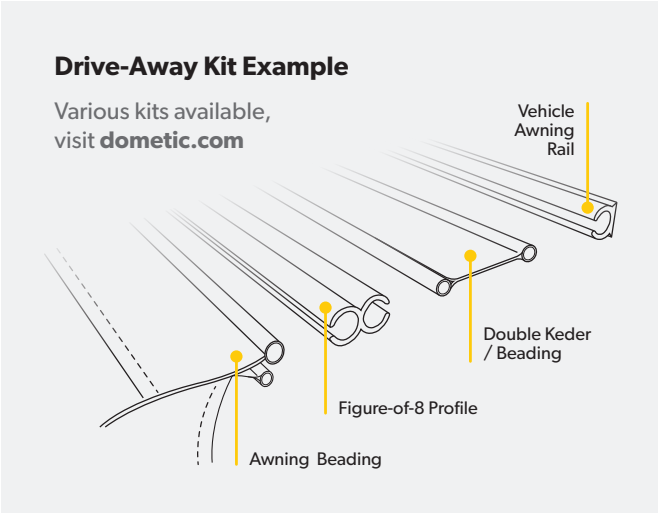
## STATIC AWNINGS

For tourers wanting an awning designed for static use, our best-selling static awnings are easy to set-up and take-down, providing fantastic fitting to the vehicle side and first class accommodation. Utilising the unique AIR Frame system, which links individual AIR Poles together, Dometic static awnings can be conveniently inflated from a single point. Twin beading comes as standard (5 mm and 7 mm) and can either be fed through the awning rail attached to your vehicle or threaded through the front channel of a cassette awning.



## DRIVE-AWAY AWNINGS

Dometic free-standing awnings are available in a range of sizes, built to fit vehicles with a connection height between 180 and 300 cm. Our innovative drive-away awnings are versatile by design, adjustable connection tunnels fit securely to most motorhomes, panel vans and campervans. As standard, all drive-aways can be attached with included straps over the vehicle or velcro loops.



## AIR FRAME CONSTRUCTION

### Single point inflation

Individual AIR Poles are linked together allowing the entire awning to be inflated from a single external inflation point. The entire AIR Frame is easily deflated through quick release deflation valves at the base of each leg; as each AIR Pole is connected there is no need to deflate each AIR Pole individually. So, as well as being the easiest awnings to set-up, the user-friendly Dometic awnings are also the easiest to take down.

Quick and secure – our innovative air frame has revolutionised touring





# KEY FEATURES

Inflatable static awnings

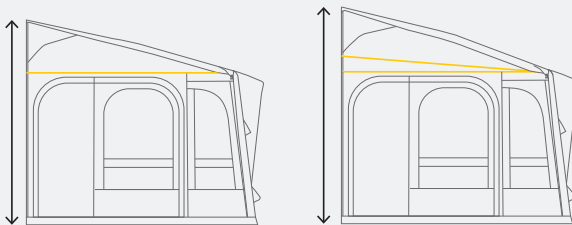


**Learn more**

Scan the QR code to browse all awning features on **dometic.com**

**1 Multi-Height system**

Height adjustable awning technology ensures fitment across multiple vehicle types.



**S** 235 - 265 CM    **M** 265 - 295 CM    **L** 295 - 325 CM

**2 QuickPitch™ Guying System**

Heavy-duty straps can be pegged out in seconds. Peg the bottom strap taut and adjust the top buckle to apply tension.

**3 Dual-Pitch™ Roof System**

Effectively deflect wind and shed rain water efficiently to prevent puddling on the roof and enhance performance.

**4 Single point inflation**

Conveniently inflate the entire AIR Frame from just one external inflation point.

**5 SabreLink™ ready**

Attach up to three lights on the front and centre AIR Poles. Switch the lights on/off and adjust the brightness remotely.

**6 Limpet® ready**

Pre-punched holes ready to attach the rear wall of the awning to the vehicle using Limpet Fix technology.

**7 Dual keder**

5 mm and 7 mm keder for fitment to caravans and motorhome cassette awnings

**8 Apex ventilation**

Ventilation improves comfort by increasing air circulation and reducing condensation.

## AWNING MATERIALS

High quality fabrics tested for durability



**Weathershield™ All-Season**

Ultra-rugged and UV resistant material for touring in hot climates and seasonal use



**Weathershield™ Pro**

A traditional canvas look with modern double-coated polyester weatherproofing



**Weathershield™ 150D**

Extremely lightweight yet durable Weathershield 150D polyester



**Weathershield™ PVC**

400g/m2 Weathershield™ PVC is tough, waterproof and easy to clean



**Weathershield™ Redux**

Waterproof, lightweight, and environmentally responsible



MADE WITH RECYCLED MATERIALS



**Waterproof and UV Protected**

All awning material is tested to 200L/m2 per hour to ensure that you are kept dry. Dometic awning material allows only 1/50th of ultraviolet rays to pass through, ensuring you're protected and kept cool.

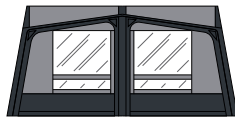




# RESIDENCE AIR

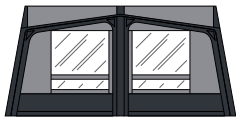
Full awning, full performance

The Residence is a full awning caravan that utilises the full length of the awning rail. With it's classic shape, 275cm depth, external blinds and breathable All-Season fabric, the Residence caravan awning is ideal for seasonal pitch use.



Residence AIR  
 All-Season Size 11  
 Width: 5200 mm  
 To fit: 9000 - 9250 mm

New

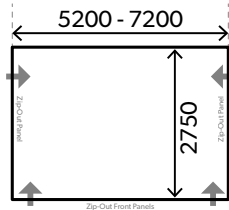


Residence AIR  
 All-Season Size 12  
 Width: 5200 mm  
 To fit: 9250 - 9500 mm

New



Residence AIR  
 All-Season Size 13  
 Width: 5700 mm  
 To fit: 9500 - 9750 mm



Residence AIR  
 All-Season Size 14  
 Width: 5700 mm  
 To fit: 9750 - 10000 mm



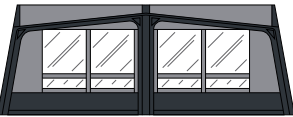
Residence AIR  
 All-Season Size 15  
 Width: 6200 mm  
 To fit: 10000 - 10250 mm



Residence AIR  
 All-Season Size 16  
 Width: 6200 mm  
 To fit: 10250 - 10500 mm



Residence AIR  
 All-Season Size 17  
 Width: 6700 mm  
 To fit: 10500 - 10750 mm



Residence AIR  
 All-Season Size 18  
 Width: 7200 mm  
 To fit: 10750 - 11000 mm



Residence AIR  
 All-Season Size 19  
 Width: 7200 mm  
 To fit: 11000 - 11250 mm

New

Optional

## Residence AIR Tall Annexe



Complete with inner tent and zipped wall, this optional annexe is great for extra guests, pets and storage. Air Frame technology makes setting up quick and easy.



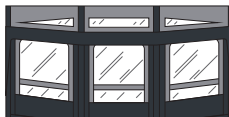
# ACE AIR

Perfect from every angle

The Ace features a modern hexagonal front and a built-in canopy over the front doors, this porch caravan awning is the deepest in our range at 325cm. We offer 2 widths as well as lightweight Pro and breathable All-Season fabric options.



Ace AIR All-Season  
 400 S  
 Width: 4000 mm



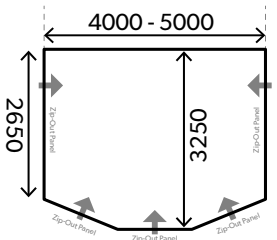
Ace AIR All-Season  
 500 S  
 Width: 5000 mm



Ace AIR Pro  
 400 S  
 Width: 4000 mm



Ace AIR Pro  
 500 S  
 Width: 5000 mm



Optional

## Ace AIR Extensions



Optional extensions can be fitted to either or both sides of the awning. Each extension increases the total awning width by 1.9 m.

Optional

## Ace AIR Side Wings



Zip-on to create shade, shelter and a social space to prepare meals.

Optional

## Annexes



Optional annexes are available to add sleeping or storage areas.

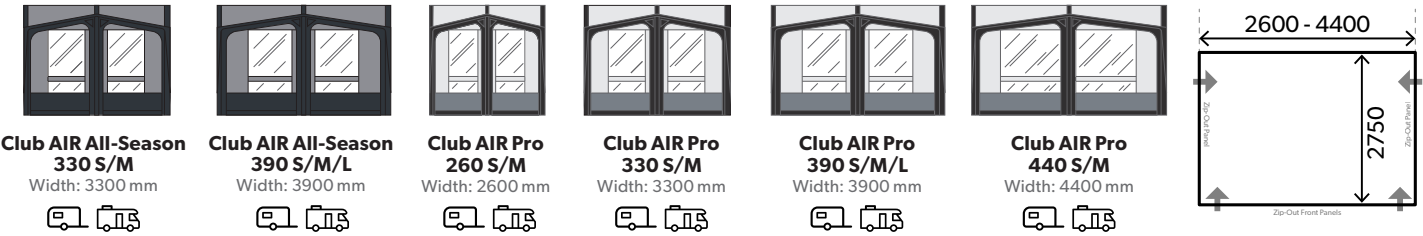




# CLUB AIR

Modern awning technology meets classic styling

The Club is an inflatable porch awning available in 4 widths and 2 heights, to suit different caravans and motorhomes. The Club has a built-in front canopy and is available in lightweight Pro and breathable All-Season fabric.



Optional

Club AIR Canopies

This optional front canopy simply zips onto the awning for additional overhead cover.

Optional

Club AIR Extensions

Optional extensions can be fitted to either or both sides of the awning. Each extension increases the total awning width by 1.9 m.

Optional

Club AIR Side Wings

Zip-on to create shade, shelter and a social space to prepare meals.



# GRANDE AIR

Double the liveable space of your pitch

The Grande is an extra spacious Rally awning, it's 300cm deep and includes an extra window on each side. This porch awning is available in lightweight Pro and breathable All-Season fabric and caravan and motorhome height options.



Optional

Grande AIR Extensions

Optional extensions can be fitted to either or both sides of the awning. Each extension increases the total awning width by 1.9 m.

Optional

Grande AIR Side Wings

Zip-on to create shade, shelter and a social space to prepare meals.

Optional

Annexes

Optional annexes are available to add sleeping or storage areas.



Explore the Rally range



Adjustable height  
Available for vehicles with a rail height of 235 - 295 cm




# RALLY AIR

Touring changed forever


The original inflatable porch awning, the Rally features a 250cm depth and removable front & side panels. The Rally is available in Pro and All-Season fabric, 4 widths and 2 heights, to suit different caravans and motorhomes.



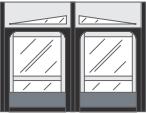
**Rally AIR All-Season 260 S/M**  
Width: 2600 mm



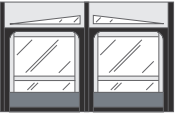
**Rally AIR Pro 200 S**  
Width: 2000 mm



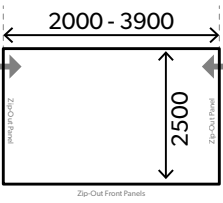
**Rally AIR Pro 260 S/M**  
Width: 2600 mm



**Rally AIR Pro 330 S/M**  
Width: 3300 mm




**Rally AIR Pro 390 S/M**  
Width: 3900 mm



Optional

### Pro AIR Annexe



Complete with inner tent and zipped wall, this optional annexe is great for extra guests, pets and storage. Air Frame technology makes setting up quick and easy.

Optional

### Pro AIR Conservatory



With window panels on all sides, the Conservatory Annexe invites you to you extend your awning living area and enjoy the sun with your feet up - even when it's a little cool outside.

Optional

### AIR Tall Annexes



Ideal for storing everything from tables and chairs to bicycles. A door panel provides access without entering the awning living area. Inner tent and dividing wall panel included.

Explore the Leggera range



Adjustable height  
Available for vehicles with a rail height of 235 - 295 cm



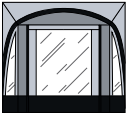
# LEGGERA AIR

Adventure responsibly


The lightest weight awning in our range, the Leggera porch awning offers the quickest set-up. This porch awning is available in lightweight 150 D and environmentally responsible REDUX fabric and caravan and motorhome height options.



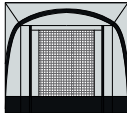
**Leggera AIR 220 S**  
Width: 2200 mm



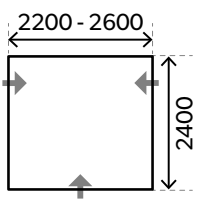
**Leggera AIR 260 S/M**  
Width: 2600 mm



**Leggera AIR Redux 220 S**  
Width: 2200 mm



**Leggera AIR Redux 260 S**  
Width: 2600 mm





Optional

### Leggera AIR Canopy\*




This optional front canopy simply zips onto the awning for additional overhead cover.

\* Available in Weathershield 150D only.

MADE WITH RECYCLED MATERIALS


Ten 0.5l plastic bottles ≈ 1 metre of redux material



The Dometic Leggera 260 Redux uses approximately 28 metres of material

**=280**

That means **280 bottles** have been recycled to make this shelter.





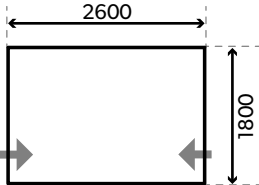


## WINTER AIR

The world's first inflatable winter awning, Winter AIR PVC comes complete with snow support poles, a double mud wall, storm straps and tarzan pegs as standard. Its super tough Weathershield™ PVC material ensures this awning stands up to the most extreme snowy conditions.



Fitting height  
235 - 295 cm

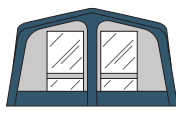


**Winter AIR PVC 260 S/M**  
 Width: 2600 mm

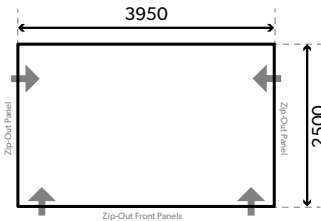
The Winter AIR PVC has been designed from top to bottom to support your winter adventures. In anticipation of the demanding weather conditions you may face, the world's first purpose built inflatable winter awning has everything you need to thrive in the most challenging of conditions.

## MOBIL AIR

Designed to fit Adria Action 361 LH, 391 PD and 391 PH caravans. The Mobil AIR Pro's single point inflation technology ensures reliable performance and a simple set-up every time.



**Mobil AIR Pro 361/391**  
 Width: 3950 mm



Optional

**Mobil AIR Annexe**



## PORTICO AIR

The premium waterproof construction of the Portico AIR offers caravan owners straightforward, effective overhead protection from inclement weather. The rigid Air Frame design and keder connection to the caravans ensures an easy set-up and take-down, even for solo tourers.



## SUNSHINE AIR

The innovative Sunshine AIR replaces metal poles with a rigid AIR Frame. Relax in comfort from the summer sun or simply attach optional side walls to provide a little privacy and protection from the wind.

Optional

**Side Wall Sets**



**Sunshine AIR All-Season 400**  
 Width: 4000 mm  
 Depth: 2500 mm



**Sunshine AIR Pro 300**  
 Width: 3000 mm  
 Depth: 2500 mm



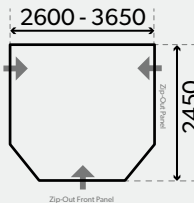
**Sunshine AIR Pro 400**  
 Width: 4000 mm  
 Depth: 2500 mm



**Sunshine AIR Pro 500**  
 Width: 5000 mm  
 Depth: 2500 mm



**Sunshine AIR Pro VW**  
 Width: 2400 mm  
 Depth: 1950 mm



Fitting height  
168 cm



**Pop AIR Pro 260**  
 Width: 2600 mm  
 Suitable for:  
 Eriba Puck



Fitting height  
184 - 198 cm



**Pop AIR Pro 290**  
 Width: 2900 mm  
 Suitable for:  
 Eriba Familia  
 Silver 310



**Pop AIR Pro 340**  
 Width: 3400 mm  
 Suitable for:  
 Eriba Triton  
 Silver 340



**Pop AIR Pro 365**  
 Width: 3650 mm  
 Suitable for:  
 Eriba Feeling  
 Silver 380 / 420



## POP AIR

Enjoy the convenience of a Dometic inflatable awning when vacationing in your Eriba caravan. Ample headroom and large crystal clear windows make the Pop AIR Pro the perfect place to relax after a full day of touring.

Optional

**Pop AIR Annexe**



Optional

**Pop AIR Canopy**



Explore the Rally range
 

Suitable for vehicles with a rail height of 235 - 250 cm



2000 - 3900


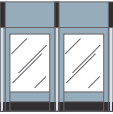

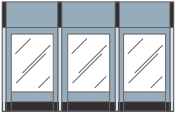




2500

Zip-Out Front Panels

# RALLY

Fully adjustable for a perfect pitch every time

Ideal for short stays away or for an extended vacation, a comfortable 2.5 m depth ensures there's plenty of room for a table and chairs. While the Rally's adjustable front poles ensure a perfect pitch every time.

							
<b>Rally 200</b> Width: 2000 mm	<b>Rally 260</b> Width: 2600 mm	<b>Rally 330</b> Width: 3300 mm	<b>Rally 390</b> Width: 3900 mm	<b>Rally Pro 200</b> Width: 2000 mm	<b>Rally Pro 260</b> Width: 2600 mm	<b>Rally Pro 330</b> Width: 3300 mm	<b>Rally Pro 390</b> Width: 3900 mm




**Front upright poles**  
 Front upright poles can be adjusted for uneven ground.



**Zip-out side panels**  
 Interchangeable zip-out side panels on Rally Pro models allow the fitting of an annexe and the reversal of the side doors – from the back of the awning to the front.

Optional

**Pro Annexe**


Complete with inner tent and zipped wall, this optional annexe is great for extra guests, pets and storage. Single-pole construction makes setting up quick and easy.

Explore the Rally DA range
 

Available for vehicles with a rail height of 220 - 300 cm



2600 - 3900

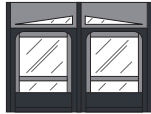

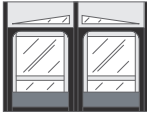
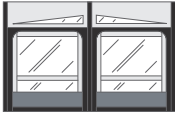
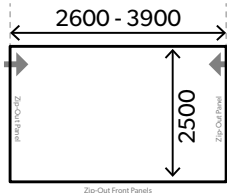
2500

Zip-Out Front Panels


# RALLY AIR DA

The ultimate drive-away awning

The Rally DA features a very tall living area, the awning is available in 3 widths and fits vehicles between 220-300cm tall. All models are available in lightweight Pro fabric, with one All-Season model available too.

				
<b>Rally AIR All-Season DA 330</b> Width: 3300 mm	<b>Rally AIR Pro DA 260</b> Width: 2600 mm	<b>Rally AIR Pro DA 330</b> Width: 3300 mm	<b>Rally AIR Pro DA 390</b> Width: 3900 mm	

Optional

**Pro AIR Annexe**



Complete with inner tent and zipped wall, this optional annexe is great for extra guests, pets and storage. Air Frame technology makes setting up quick and easy.

Optional

**Pro AIR Conservatory**


With window panels on all sides, the Conservatory Annexe invites you to extend your awning living area and enjoy the sun with your feet up - even when it's a little cool outside.

Optional

**AIR Tall Annexes**


Ideal for storing everything from tables and chairs to bicycles. A door panel provides access without entering the awning living area. Inner tent and dividing wall panel included.



Explore the Drive-Away range

Fitting height  
180 - 225 cm

# CLUB AIR DA

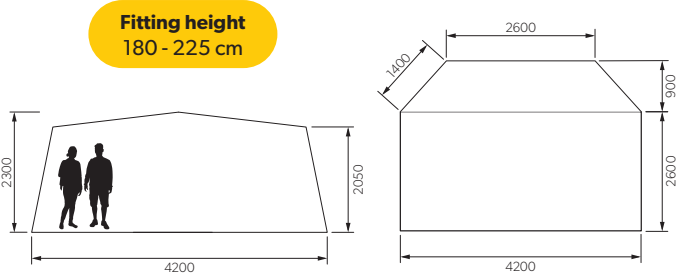
Road trip ready

The Club DA features a built-in canopy over the front door and is for campervans specifically. The awning is 240cm deep and the fitting height is 180-220cm. Available in lightweight Pro fabric.

# CLUB DELUXE AIR PRO DA

Premium campervan comfort

The Club Deluxe DA has weather protection canopies on all 3 sides and a spacious (420 x 260cm) internal space. This awning is for campervans and is available in our lightweight Pro fabric.



Find out more

# K9 80 AIR

Experience canine companionship

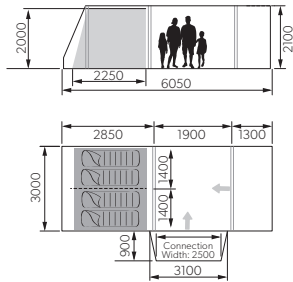
This inflatable dog kennel is perfect for day trips in the car and vacations in the outdoors. The Dometic K9 80 AIR features lightweight, durable fabric to ensure comfort and safety for your dog. This versatile kennel is easy to clean, packs down compactly and has a carry handle for easy transportation. So you can bring the family dog with you on every adventure! Dimensions (mm): 800 (W) x 1200 (L) x 800 (H).

# RAROTONGA DA

Experience endless versatility

Taking inspiration from the Dometic tent range, the Rarotonga features a 4-berth bedroom and a unique built-in storage space. This DA is available in lightweight 150 D and breathable TC fabric and is for campervans only.

Fitting height  
180 - 210 cm







# HUB

Inflatable modular shelter

# HUB 2

Find your freedom

190 bottles have been recycled to make HUB 2 shelter

With the HUB, versatility is built in. Whether it's weekends away in the SUV, family vacations in the campervan or quick and convenient shelter from sun in the garden or park, the Dometic HUB has you covered. Adapt the HUB to suit your needs, start with the base shelter and add an annexe, mesh panels, wall panels and connection tunnels to suit SUVs and campervans. Single point inflation Air Frame technology and QuickPitch straps ensure you are pitched and ready to enjoy the outdoors in no time.

Featuring innovative design and function, the Dometic HUB 2 ensures fast shelter whenever you need it. Our all-new Weathershield™ Redux polyester, woven with recycled plastic bottle yarn, is high-performance and extremely reliable. The HUB 2 utilizes smart weight saving features and patented AIR Frame technology, forming a compact pack size that's perfect for carrying on your back or throwing in the trunk of your car, ready for your next adventure.

Optional

**HUB Connector Strip**

Optional

**HUB Sleeping Annexe**

Optional

**HUB Connect Tunnels**

Fitting Heights: Campervan: 180-210 cm / SUV: 160-210 cm

Optional

**HUB 2 Mesh Panel Set**

New

Optional

**HUB 2 Panel Set**

Optional

**HUB 2 Inner Tent**



# AIR BREAK

The world's first inflatable windbreak

This windbreak is extremely easy to set up. Simply peg and pump to enjoy the AIR Break's free-standing protection. You can even connect it to the front of your Dometic awning to create a fully enclosed area – great for keeping dogs in.

**AIR Break All-Season 1**  
Width: 2250 mm  
Height: 1400 mm

**AIR Break All-Season Door**  
Width: 2250 mm  
Height: 1400 mm

**AIR Break All-Season 3**  
Width: 6800 mm  
Height: 1400 mm

**AIR Break All-Season 5**  
Width: 11400 mm  
Height: 1400 mm

**AIR Break Pro 1**  
Width: 2250 mm  
Height: 1400 mm

**AIR Break Pro Door**  
Width: 2250 mm  
Height: 1400 mm

**AIR Break Pro 3**  
Width: 6800 mm  
Height: 1400 mm

**AIR Break Pro 5**  
Width: 11400 mm  
Height: 1400 mm

Optional

**Dometic AIR Break RV Connector**

The connector allows attachment of the AIR-break to the awning channel on the side of the caravan. The keder simply slides into the unused channel on the side of the van and allows a secure enclosure to be created from one side of the awning to the side of the van.

# PRO WINDBREAK

Vital protection from the wind

The Pro Windbreak is the perfect addition to make your awning more comfortable. Quick to set-up and supported with adjustable support bars. Its full aluminium frame is lightweight and corrosion-resistant.

**Pro WindBreak 1**  
Width: 1530 mm  
Height: 1400 mm

**Pro WindBreak 3**  
Width: 4600 mm  
Height: 1400 mm


**Pro WindBreak 5**  
Width: 7650 mm  
Height: 1400 mm

**Pro WindBreak Door**  
Width: 1000 mm  
Height: 1250 mm



# COMPLETE THE LOOK

Visit [dometic.com](https://dometic.com) to view the comprehensive range of optional extras and accessories.



**Carpets**  
Each carpet is hard-wearing, breathable, UV stabilised and tailored to your awning.



**Footprints**  
Tough non-breathable awning footprints reduce condensation when pitched on wet ground.



**Mesh Panels**  
Simply zip the mesh in behind the awning panel to keep insects out and add shaded comfort.



**Lighting**  
Reliable lighting for nighttime convenience.



**Roof Linings**  
Insulate the roof and regulate the interior temperature. Recommended for early and late season use to minimise the effects of condensation.



**Solar Shades**  
Easily zips onto your awning roof to help keep you cool, protect from bird droppings and block UV rays.



**Furniture**  
Our camping furniture allows you to make the most of your time away with friends and family.



**Set-Up**  
A wide range of accessories are available to make set-up and pack-down as easy as possible.

Explore the full range online

Dometic have hundreds of accessories for awnings, from weather protection and furniture to lights and portable batteries.

Visit [dometic.com](https://dometic.com)

# TECHNICAL DATA

View in-depth technical data online to easily compare each model and optional extras.

Technical Data PDF

Product names and reference numbers

Weights and dimensions

Key features

What's included

Optional extras with reference numbers

TECHNICAL DATA DOMETIC CARAVAN AWNINGS 2023				
TECHNICAL DATA				
INFLATABLE AWNINGS	ACE AIR ALL-SEASON		ACE AIR PRO	
Product name	Ace AIR All-Season 400 S	Ace AIR All-Season 500 S	Ace AIR Pro 400 S	Ace AIR Pro 500 S
Ref.	9120001964	9120001965	9120001124	9120001125
Awning width (mm)	4000	5000	4000	5000
Awning depth (mm)	3250	3250	3250	3250
Highest point at front (mm)	1850	1850	1850	1850
Connection height (mm)	2350 - 2650	2350 - 2650	2350 - 2650	2350 - 2650
Pack size (L x W x H mm)	990 x 560 x 410 / 990 x 130 x 330	990 x 560 x 430 / 990 x 130 x 330	990 x 560 x 390	990 x 560 x 390 / 990 x 130 x 330
Weight (kg)	33.3 / 9.36	37 / 10.7	28	30.7 / 8
Min. weight* (kg)	32	35.5	21.9	23.9
Material	Weathershield™ All-Season		Weathershield™ Pro	
/ Key features				
Single Point Inflation™	•		•	
Dual-Pitch™ roof system	•		•	
QuickPitch™ guying system	•		•	
Limpet™ ready	•		•	
SabreLink™ ready	•		•	
Flyscreen panels	RH window LH & RH doors		RH window LH & RH doors	
Zip-out front panels	•		•	
Zip-out side panels	•		•	
Curtains / Blinds	Curtains		Curtains	
/ Scope of delivery				
Hand pump	•		•	
Pegs	•		•	
Carry bag	•		•	
/ Optional extras				
Extensions	LH: 9120001143 RH: 9120001144	LH: 9120001143 RH: 9120001144	LH: 9120001147 RH: 9120001148	LH: 9120001147 RH: 9120001148
All-Season AIR tall annexe	9120001169	9120001169	–	–
Pro AIR tall annexe	–	–	9120001170	9120001170
Pro AIR annexe	–	–	9120000051	9120000051
Pro AIR conservatory	–	–	9120000052	9120000052
Canopy	–	–	–	–
Side Wing	LH: 9120001159 RH: 9120001160	LH: 9120001159 RH: 9120001160	LH: 9120001149 RH: 9120001150	LH: 9120001149 RH: 9120001150
Solar shade	9120001977	9120001978	9120001977	9120001978
Roof lining	9120001178	9120001179	9120001178	9120001179
Mesh panel set	9120001304	9120001303	9120001304	9120001303
Continental carpet	9120001196	9120001197	9120001196	9120001197
Footprint	9120001205	9120001206	9120001205	9120001206
Storm tie down kit	•	•	Green: 9120000389 Grey: 9120000390	Green: 9120000389 Grey: 9120000390
AccessoryTrack™	9120000328	9120000328	9120000328	9120000328
Veranda Pole	9120001210	9120001210	9120001210	9120001210





Mobile living made easy.



[dometic.com](https://dometic.com)

---

**YOUR LOCAL  
DEALER**

[dometic.com/dealer](https://dometic.com/dealer)

**YOUR LOCAL  
SUPPORT**

[dometic.com/contact](https://dometic.com/contact)

**YOUR LOCAL  
SALES OFFICE**

[dometic.com/sales-offices](https://dometic.com/sales-offices)

---

We distribute our products in around 100 markets. Please ask for your contact point or visit our website [dometic.com](https://dometic.com)